

X SERIES

SWINGAWAY AUGERS





X10-73

X13-84

It's not an ordinary auger... It's a Westfield

AGI Westfield is committed to providing farmers with augers they can trust.

The X Series is the latest addition to the AGI Westfield Portable Handling line. With a precision engineered, commercial strength, scissor-lift frame and low profile hopper, the X Series offers unmatched serviceability and X-treme durability.

Durable

The X Series features a powder coat paint to protect the finish and reduce rusting over time. Wear Edge Technology™ has been added to the flighting at critical wear points giving an extra layer of steel that is welded to the edge of the flighting so it lasts longer and needs to be replaced less often.

Efficient

The X Series uses square, one-bolt flight connections to ensure the flighting maintains proper alignment for smooth operation. The upper flight thrust adjuster equalizes the pressure between the upper and lower bearings during operation. This extends the life of the lower boot bearing. The CV PTO reduces vibration and provides maximum power transfer to the auger in order to maintain the life of the unit without sacrificing capacity. The large boot and tapered boot flight maximize auger capacity at all angles by efficiently channeling grain from the hopper into the auger.

Convenient

The removable slip-on boot flight uses Wear Edge Technology™ and can be quickly replaced without having to remove and replace the entire lower flight. The X Series features six easily accessible service points to allow for quick maintenance of U-joints, chains, bearings, and gearboxes. The U-joint end caps have external grease zerks, making it easy to service and maintain. Tool-free inspection areas include, the hopper chain cover, neck transition, boot clean-out and swing head cover. The large clean-out, service points, and access panels allow for fast and efficient auger cleaning and servicing.

FEATURES

Powder Coat Paint

AGI Westfield uses a premium powder coat on all painted parts for durability and a great looking finish that lasts and repels rust.

Grease Zerks

External grease zerks on all U-joints for ease-of-maintenance.

Wear Edge Technology™

Continuous 10-gauge steel is welded to flighting edge where most of the wear occurs to extend the life of the flighting. Standard on all AGI augers at critical grain transfer points, including the hopper, boot and incline flight.

Tapered Boot

The large boot and tapered boot flight maximize auger capacity at all angles by efficiently channeling grain from the hopper into the auger.

Square Flight Connection

Square, one-bolt flight connections provide improved performance through positive torque transfer.



X10 & X13

X10 up to 6,600 BPH | 63' 73' 83' **X13** up to 11,000 BPH | 74' 84' 94'

Trussing & Frame

The X Series uses a scissor lift frame with cross members to maximize reach and reduce swaying, keeping the auger in place once it has been positioned at the bin. Heavy-duty cable trussing is used on smaller models. However, for longer, heavier models, AGI Westfield uses commercial strength steel trussing. Trussing acts like the backbone of the auger and keeps the tube and flighting aligned, making set up at the bin easy.

Hopper + Hopper Lift Arm

The low profile hopper features left and right hand flighting to pull grain toward the center of the hopper so it flows efficiently up into the tapered boot – maximizing capacity and minimizing unload time. The 6" rubber extension along the edge of the hopper prevents grain from splashing. The hopper lift arm and hopper can be positioned on the left or right hand side of the auger, offering the convenience of unloading from either side.

OPTIONAL FEATURES

Hopper Options

A hydraulic or remote Power Swing is available for the X10 and X13. The GULP² drive over hopper is available for the X13. Also available for the X13 is the X-Tend, a retracting swing auger.

Hydraulic Hopper Winch

The hydraulic hopper winch allows the user to raise and lower the auger with ease.

Working Light Kits

When the sun goes down, LED working lights provide enhanced lighting conditions at the hopper, axle, and tube discharge to bin.

Right Angle Drive

When working in a small space, the right angle drive allows the auger to be positioned at a 90-degree angle from the truck.

Reducer-Reverser

Required for 1,000 RPM tractors to reduce the speed to 540 RPM required for an auger.

The reversing feature allows the flight direction to be reversed for quick and easy clean-out, saving time when moving from one commodity to the next. The reverser kit is also available on its own, without the speed reducer.



540 RPM Reverser



1000 RPM Reducer-Reverser

Power Swing

Hydraulic and Electric Remote

Hydraulic Hopper Winch


Get the job done faster with AGI Westfield's newly designed Power Swing. Available in 12V Electric or Hydraulic drive and features:

- Two-wheel drive design and large lug tires for maximum traction and balance
- Mounts easily to X Series low profile hopper
- Minimal height adjustment needed when using different heights
- Redesigned scissor lift to adjust wheel traction



Hydraulic Power Swing

- Hydraulic drive moves the swing hopper
- Convenient tube mounted control valve
- Complete with hydraulic hoses



Remote 12V Electric Power Swing

- Heavy-duty 12V motor
- Position hopper from cab of truck
- Large "easy grip" remote



GULP²

X13 up to 11,000 BPH | 74'-94'

Drive Over Hopper

The GULP² transports with your X13 auger and is easy to deploy, without having to detach or reposition multiple pieces of equipment. The GULP² has a drive over height of just 4.5" and a large catchment area. The GULP² is designed to match the X13 auger capacity. The GULP² features precise placement at your fingertips. In most cases you only need to get out of your truck once for unloading. The hydraulically controlled power swing raises, lowers and positions the GULP² with minimal time and energy. The system comes fully integrated and ready to use.



X-Tend

Retracting Swing Auger

AGI Westfield's retracting swing auger offers the convenience of being able to extend, swing side-to-side and retract, without having to move or reposition the truck. The X-Tend was designed to work with the X13. It's fast and convenient!

FEATURES

- Low profile hopper positions under grain trailers with ease
- Hydraulic power swing with large lug tires, allow for precise positioning and maximum traction
- Dual flighting channels grain flow into the swing tube matching the capacity of your X13 auger





Note: The X-Tend is also available on the AGI Westfield MKX line of A-frame augers

X-TEND

	13
STROKE	9'
WORKING RETRACTION	20"
MAIN FLIGHT THICKNESS	0.25"
CORE DIAMETER	2.375" OD
TRANSITION FLIGHT THICKNESS	0.25"
TUBE LENGTH	17'
HYDRAULIC CONTROLS	3-way, mounted on swing tube
POWER EXTEND	Yes
MECHANICAL DRIVE	Yes



Once a grain trailer is in position, the swing tube is extended. The power swing moves the low profile hopper side-to-side, reaching the truck hoppers with ease. The X-Tend then retracts to allow grain trailers to drive away.



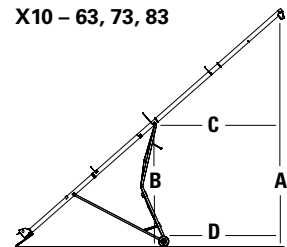
X10

	X10-63	X10-73	X10-83
TUBING GAUGE		12 GA	
TUBE CONNECTORS		Heavy-duty 3/16" Angle Flange	
MAIN FLIGHTING		9" OD x 7 GA Stretched + Welded with Wear Edge Technology™ at Critical Points	
WEAR EDGE TECHNOLOGY™ (REINFORCED FLIGHT)		Hopper, Boot + Inclined Tube feature 10 GA Ribbon Weld, Wear Edge Technology™	
FLIGHTING SHAFT		High Strength 2" OD x 11 GA Tubing	
UPPER BEARING		1 1/4" Pillow Block Greaseable Ball Bearing	
LOWER BEARING		1 1/2" Pillow Block Greaseable Ball Bearing	
TUBE TRUSSING		3/8" Aircraft Type Galvanized Steel Cable	
HYDRAULIC LIFT		4" Single Acting Cylinder	
UNDERCARRIAGE		4" x 8" Scissor Lift	
AXLE		3" x 6" Tubing	
HUB		6-Bolt Agricultural Type	
TIRES		16" TRF	
PTO SHAFT		14E Constant Velocity with One Shear Bolt	35E Constant Velocity with One Shear Bolt
PARKING JACK		2000 LB side wind	
SPROCKET + CHAIN		#60	
LOW PROFILE HOPPER HEIGHT		10.5"	
PSI REQUIRED TO RAISE AUGER	1200 PSI	1400 PSI	1600 PSI
HP REQUIRED (WITH DRY WHEAT)	60 HP	65 HP	75 HP
WHEEL TREAD	132"	132"	132" - 180"
TRANSPORT HEIGHT	13' 8"	13' 4"	13' 4"

HEIGHT | REACH | WHEEL | SPECIFICATIONS

	A			B			C			D		
	HEIGHT LOWERED	HEIGHT HALFWAY	HEIGHT RAISED	HEIGHT LOWERED	HEIGHT HALFWAY	HEIGHT RAISED	REACH LOWERED	REACH HALFWAY	REACH RAISED	REACH LOWERED	REACH HALFWAY	REACH RAISED
X10-63	12'	28' 2"	43' 7"	6' 9"	14' 8"	22' 5"	32'	29' 4"	24' 2"	31' 4"	28' 10"	23' 4"
X10-73	11' 2"	30'	47' 10"	6' 9"	16' 4"	25' 4"	36'	33' 4"	28'	35' 3"	32' 11"	27' 9"
X10-83	11' 8"	34' 2"	55' 3"	6' 9"	18' 1"	28' 6"	41' 9"	38' 7"	32' 1"	40' 11"	37' 5"	29' 10"

X10 – 63, 73, 83



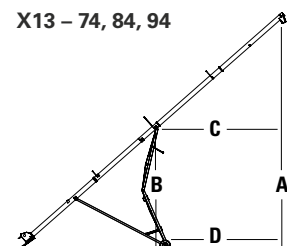
Heights measured from bottom of auger spout to ground.

X13

	X13-74	X13-84	X13-94
TUBING GAUGE	12 GA		
TUBE CONNECTORS	Heavy-duty ¼" Angle Flange		
MAIN FLIGHTING	11 ¾" OD x ¼" Stretched + Welded Wear Edge Technology™ at Critical Transfer Points)		
WEAR EDGE TECHNOLOGY™ (REINFORCED FLIGHT)	Hopper, Boot + Incline Tube		
FLIGHTING SHAFT	High Strength 3" OD x 11 GA Tubing Square Flight Connection		
UPPER BEARING	1 ¾" Pillow Block Greaseable Ball Bearing		
LOWER BEARING	2" Pillow Block Greaseable Ball Bearing		
TUBE TRUSSING	¾" Aircraft Type Galvanized Steel Cable	2 ½" Steel Tube	
HYDRAULIC LIFT	Two 4" Single Acting Cylinders		Two 4 ½" Single Acting Cylinders
UNDERCARRIAGE	4" x 8" Scissor Lift		
AXLE	3" x 6" Tubing		
HUB	6-Bolt Agricultural Type		
TIRES	16" TRF		
PTO SHAFT	35E Constant Velocity with ¾" Shear Bolt	55E Constant Velocity with 2-Bolt Shear	
PARKING JACK	5000 LB Side Wind		
SPROCKET + CHAIN	Hardened Tooth Sprocket with HD #80 Chain		
LOW PROFILE HOPPER HEIGHT	60" Length x 48" Width x 10 ½" Height with Flat Free Tires		
PSI REQUIRED TO RAISE AUGER	1500 PSI	1950 PSI	2050 PSI
HP REQUIRED (WITH DRY WHEAT)	125 HP	135 - 155 HP	145 - 165 HP
WHEEL TREAD	146"-182"		
TRANSPORT HEIGHT	11' 7"	12'	13' 4"


HEIGHT | REACH | WHEEL | SPECIFICATIONS

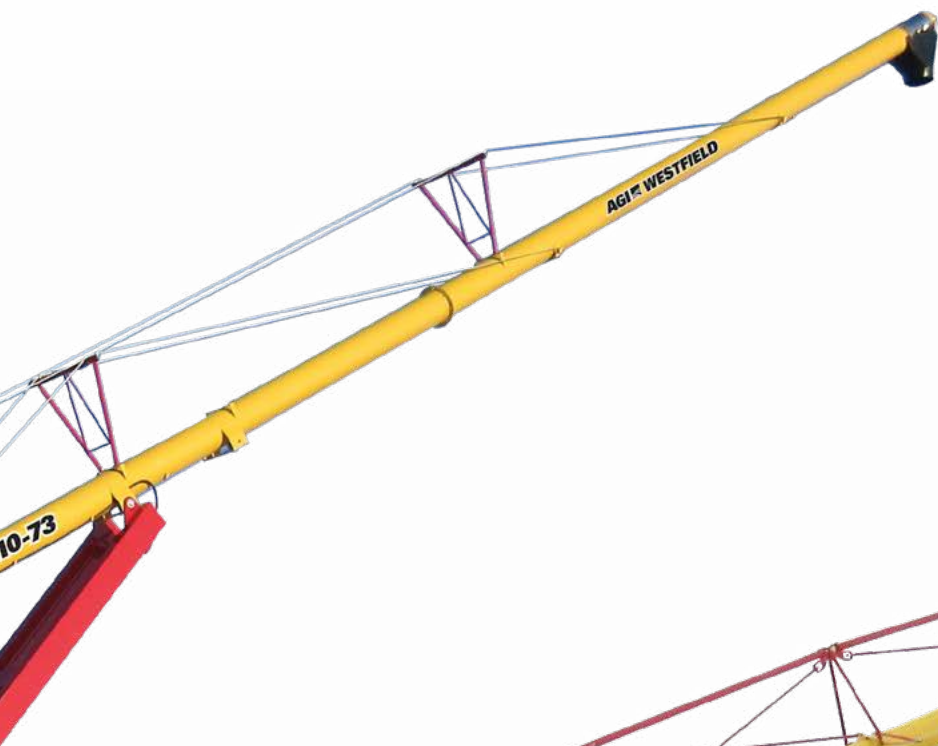
	A			B			C			D		
	HEIGHT LOWERED	HEIGHT HALFWAY	HEIGHT RAISED	HEIGHT LOWERED	HEIGHT HALFWAY	HEIGHT RAISED	REACH LOWERED	REACH HALFWAY	REACH RAISED	REACH LOWERED	REACH HALFWAY	REACH RAISED
X13-74	9' 2"	25' 8"	48' 8"	4' 6"	12' 7"	24' 4"	38' 7"	36' 9"	29' 7"	38' 7"	36' 7"	28' 1"
X13-84	9' 5"	30'	55'	4' 6"	15' 9"	27' 5"	43' 9"	41' 3"	34' 8"	43' 9"	41'	34'
X13-94	9' 2"	34' 4"	60' 1"	4' 6"	17' 1"	30'	49'	46' 6"	38' 5"	49'	46' 3"	37' 7"



Heights measured from bottom of auger spout to ground.

AGI WESTFIELD







WESTFIELD is an AGI Brand.

AGI is a leading provider of equipment solutions for agriculture bulk commodities including seed, fertilizer, grain, and feed systems with a growing platform in providing equipment and solutions for food processing facilities. AGI has manufacturing facilities in Canada, the United States, the United Kingdom, Brazil, India and Italy and distributes its products globally.

AGI WESTFIELD

Distribué par / Distributed by :



MTI Canada
 Tél. / tel.: 418 839-4127
 Français: 1 866 667-6328
 English: 1 866 718-4746
 Téléc. / Fax: 1 800 363-7157

www.mticanada.ca • info@mticanada.ca