



Safety accessories




9106-5



95200R




95200Y



DA5060-11



DA5060-13



DA5060-31

| Number | Description | |
|-----------|---|-------------|
| 9106-5 | Reflective bicolored tape 2" x 150 ft - 6" red, 6" silver | |
| 95200R | Red visibility adhesive tape 2" x 150 ft | |
| 95200Y | Yellow visibility adhesive tape 2" x 150 ft | |
| DA5060-11 | Metal SMV sign - High visibility | ASAE S276.6 |
| DA5060-13 | SMV sign decal - High visibility | ASAE S276.6 |
| DA5060-31 | Plastic SMV sign - High visibility | ASAE S276.6 |

Prices are subject to change without notice. Models may differ slightly from the picture.



To order
English
Français
Fax

1 866 718-4746
418 839-4127
418 839-3923

1 866 667-6328
1 800 363-7157

info@mticanada.ca
www.mticanada.ca

Hitch pins



H34-4
grade 5



H34-4HD
grade 8

| Number | Description |
|--|---------------|
| Blue rubber handle hitch pins grade 8 | |
| H1HD | 1" x 4-3/4" |
| H1-634HD | 1" x 6-3/4" |
| H12HD | 1/2" x 3-1/2" |
| H34-4HD | 3/4" x 4" |
| H34-614HD | 3/4" x 6-1/4" |
| H58HD | 5/8" x 3-3/4" |
| H58-6HD | 5/8" x 6" |
| H78-414HD | 7/8" x 4-1/4" |
| H78-612HD | 7/8" x 6-1/2" |
| H112-8HD | 1-1/2" x 8" |
| H114-7HD | 1-1/4" x 7" |
| H118-7HD | 1-1/8" x 7" |
| Red rubber handle hitch pins grade 5 | |
| H34 | 3/4" x 6-1/2" |
| H34-4 | 3/4" x 4" |
| H78 | 7/8" x 6-1/2" |

Prices are subject to change without notice. Models may differ slightly from the picture.



To order
English
Français
Fax

1 866 718-4746
418 839-4127
418 839-3923

1 866 667-6328
1 800 363-7157

info@mticanada.ca
www.mticanada.ca

Hitch pins



| Number | Description |
|-----------------------------------|-----------------|
| Solid handle hitch pins | |
| M1241 | 1 - 1/8" x 7" |
| M1251 | 1 - 1/4" x 7" |
| M1261 | 1 - 3/8" x 7" |
| M1271 | 1 - 1/2" x 8" |
| Flexible handle hitch pins | |
| DA5050-08 | 5/8" x 3 - 3/4" |
| DA5050-12 | 3/4" x 4" |
| DA5050-14 | 3/4" x 6 - 1/4" |
| DA5050-18 | 7/8" x 6 - 1/2" |
| DA5050-22 | 1" x 6 - 3/4" |
| E-grip hitch pins | |
| M1196E | 1/2" x 3 - 1/2" |
| M1206E | 3/4" x 4" |
| M1219E | 5/8" x 6" |
| M1221E | 3/4" x 6 - 1/4" |
| M1226E | 7/8" x 6 - 1/2" |
| M1231E | 1" x 6 - 3/4" |

Prices are subject to change without notice. Models may differ slightly from the picture.



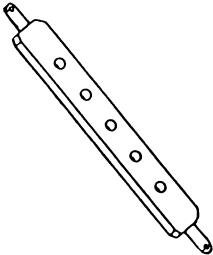
To order
English
Français
Fax

1 866 718-4746
418 839-4127
418 839-3923

1 866 667-6328
1 800 363-7157

info@mticanada.ca
www.mticanada.ca

| ILLUSTRATIONS | NUMÉROS NUMBERS | REPLACE REPLACE | DESCRIPTION |
|---------------|-----------------|-------------------|---|
| | | | <p>“DRAWBARS” CAT-0</p> |
| | DA5000-001 | | <p>Drawbar cat-0, goupille / pin : 5/8” Longueur / length : 20” Épaisseur / Thickness : 1” Largeur / width : 2-1/2” 7 trous de 5/8” pour Hitch-pins 7 of 5/8” holes for hitch pins EN ACIER “HEAT TREATED” STEEL</p> |
| | | | <p>“DRAWBARS” CAT-1</p> |
| | DA5000-0178 | DB419 | <p>Drawbar cat-1, goupille / pin : 7/8” Longueur / length : 20” Épaisseur / thickness : 1” Largeur / width : 2-1/2” 7 trous de 7/8” / 7 holes of 7/8” POUR KUBOTA, SATOH, YANMAR ET AUTRES.</p> |
| | DA5000-0278 | DA5000-02 | <p>Drawbar cat-1, goupille / pin : 7/8” Longueur / length : 26” Épaisseur / thickness : 1” Largeur / width : 2-1/2” 11 trous de 7/8” / 11 holes of 7/8” EN ACIER “HEAT TREATED” STEEL</p> |
| | | | <p>“DRAWBARS” CAT-2</p> |
| | DA5000-1078 | DA5000-10 | <p>Drawbar cat-2, goupille / pin : 1-1/8”. Longueur / length : 26” Épaisseur / thickness : 1-1/4” Largeur / width : 3” 11 trous de 7/8” / 11 holes of 7/8” EN ACIER “HEAT TREATED” STEEL</p> |
| | DA5000-1478 | DA5000-14 | <p>Drawbar cat-2, goupille / pin : 1-1/8”. Longueur / length : 32” Épaisseur / thickness : 1-1/4” Largeur / width : 3” 13 trous de 7/8” / 13 holes of 7/8” EN ACIER “HEAT TREATED” STEEL</p> |
| | DA5000-16 | DB4214 (DB424) | <p>Drawbar cat-2, goupille / pin : 1-1/8”. Longueur / length : 32” Épaisseur / thickness : 1-1/4” Largeur / width : 3” 7 trous de 1-1/8” / 7 holes of 1-1/8” EN ACIER “HEAT TREATED” STEEL</p> |
| | DA5000-32 | | <p>Drawbar cat-2, goupille / pin : 1-1/8” Longueur / length : 38” Épaisseur / thickness : 1-3/4” Largeur / width : 3-1/2” 5 trous de 1” / 7 holes of 1” EN ACIER “HEAT TREATED” STEEL</p> |

| NUMÉROS NUMBERS | REPLACE REPLACE | DESCRIPTION | ILLUSTRATIONS |
|--------------------|--------------------|---|---|
| DA5000-30 | DB431 | <p>"DRAWBARS" CAT-3</p> <p>Drawbar cat-3, goupille / <i>pin</i> : 1-7/16" Longueur / <i>length</i> : 38" Épaisseur / <i>thickness</i> : 1-3/4" Largeur / <i>width</i> : 3-1/2" 5 trous de 1-1/4" / <i>5 holes of 1-1/4"</i> EN ACIER "HEAT TREATED" STEEL</p> |  |


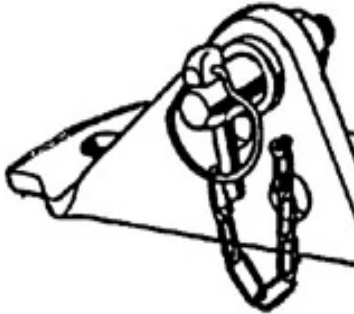
ASSORTIMENTS DE STABILISATEURS MASSEY-FERGUSON

MASSEY- FERGUSON STABILIZER ASSORTIMENTS

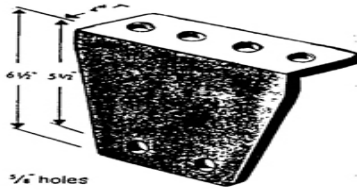
STABILIZER KITS

POUR DÉTAILS VOIR PAGES 4 - 5 - 6 - 7

FOR DETAILS SEE PAGES 4 - 5 - 6 - 7

| NUMÉROS NUMBERS | REPLACE REPLACE | DESCRIPTION | ILLUSTRATIONS |
|--------------------|--------------------|--|---|
| DA5010-100 | SB631 | <p>“ BRACKETS” POUR STABILISATEURS STABILIZER BRACKETS</p> <p>“ Bracket” universel pour côtés gauche ou droit, sans le “Stud pin”.</p> <p>Universal bracket for both sides without stud pin.</p> <p>FORD: 8N, NAA, 600, 700, 800, Dexta, 2000, 2600, 3000, 3600</p> <p>MASSEY-FERGUSON: TEA-20, TO-20, 30 35, MF35, 135, 50, 150, 65, 165.</p> <p>Peut-être utilisé avec barres rigides no. DA5010-200, DA5010-202, DA5010-204 en y ajoutant un “Stud pin” DA5010-300.</p> <p>Peut-être utilisé avec barre ajustable no. DA5010-210 en y ajoutant un “ Stud pin” no. DA5010-302.</p> <p><i>Can be used with rigid bars no. DA5010-200, DA5010-202, DA5010-204 w/stud pin DA5010-300 .</i></p> <p><i>Can be used w/adjustable bar DA5010-210 w/stud pin DA5010-302</i></p> |  <p style="text-align: center;">FORD MASSEY-FERGUSON</p> |
| DA5010-102 | S160 | <p>“ Bracket” pour côté gauche complète avec “ Stud pin” et “ linch pin”.</p> <p><i>“ Bracket for left side with stud pin and linch pin.</i></p> <p>FORD; 8N, NAA, 600, 700, 800, Dexta, 2000 2600, 3000, 3600</p> <p>MASSEY-FERGUSON: TEA-20, TO-20, 30, 35, MF35, 135, 50, 150, 65, 165.</p> <p>Peut-être utilisé avec barres rigides no. DA5010-200, DA5010-202, DA5010-204 ou barres ajustables DA5010-210.</p> <p><i>Can be used w/rigid bars no. DA5010-200, DA5010-202, DA5010-204 or adjustable bars DA5010-210.</i></p> |  <p style="text-align: center;">FORD MASSEY-FERGUSON</p> |
| DA5010-104 | S161 | <p>“ Bracket” pour côté droit complète avec “ Stud pin” et “Linch pin” .</p> <p>Mêmes applications que ci-dessus mais pour côté droit.</p> <p><i>Bracket for right with stud pin and linch pin. Same applications but for right side.</i></p> | |

" BRACKETS" POUR STABILISATEURS



STABILIZER BRACKETS

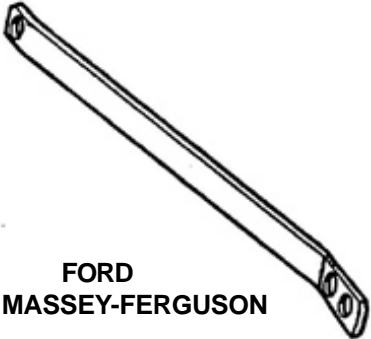



| NUMÉRO NUMBER | REMPLECE REPLACE | DESCRIPTION |
|-------------------|---------------------|--|
| DA5010-110 | S5250 | <p>" Bracket" pour côtés gauche ou droit FORD: 4000, 4100, 4600</p> <p>Tous les trous sont perçés 5/8" . Lorsqu'utilisé avec un stabilisateur à chaîne no DA5010-250 les trous du bas doivent être agrandis à 3/4".</p> <p><i>Bracket for both sides left or right FORD 4000, 4100, 4600</i></p> <p><i>All holes are 5/8". When used w/chain stabilizer no DA5010-250, lower holes must be bored to 3/4" .</i></p> <p>" Bracket" pour côtés gauche ou droit MASSEY-FERGUSON: 255, 265, 275.</p> <p>Tous les trous sont perçés 5/8". Lorsqu'utilisé avec stabilisateur à chaîne no DA5010-250 les trous du bas doivent être agrandis à 3/4".</p> <p><i>Bracket for both sides left or right</i></p> <p><i>MASSEY-FERGUSON: 255, 265, 275</i></p> <p><i>All holes are 5/8" . When used w/chain stabilizer no DA5010-250, lower holes must be bored to 3/4" .</i></p> |

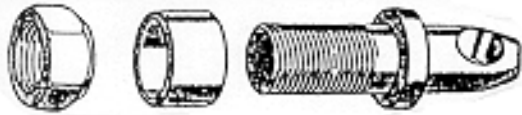


STABILISATEUR

STABILIZER

| | | |
|---------------|--|--|
| S15618 | | <p>Stabilisateur télescopique pour Massey-Ferguson modèles: 265, 275, 290, 565, 575, 590, 675 & 690.</p> <p>Ajustable, construction robuste, accroît le support et la stabilité, plusieurs ajustements, s'utilise facilement et rapidement.</p> <p><i>Telescopic Bar Stabilizer for Massey-Ferguson models: 265, 275, 290, 565, 575, 590, 675 & 690.</i></p> <p><i>Ajustable, heavy construction increased support and stability, Multi-holes and slot adjustment, can be fitted quickly and easily using the existing brackets.</i></p> |
|---------------|--|--|

| NUMÉRO NUMBER | REPLACE REPLACE | DESCRIPTION | ILLUSTRATIONS |
|--------------------------|--------------------|---|--|
| DA5010-204 | V61-135 | <p>Barre rigide en acier à ressort en plus d'être qualité supérieure, cette barre à 3 trous de 7/8" pour accomoder 31-9/16" ou 33" centre en centre des trous.</p> <p>Dimensions: 3/8" épaisseur, 1-3/4" de largeur.</p> <p><i>Spring steel rigid bar with 3 holes of 7/8" to accomodate 31-9/16" and 33".</i></p> <p><i>Size: 3/8" thickness, 1-3/4" width.</i></p> <p>FORD: 8N, NAA, 600, 700, 800, Dexta, 2000, 2600, 3000, 3600.</p> <p>MASSEY-FERGUSON: TEA20, TO-20, 30, 35, MF35, 135, 50, 150, 65, 165, 235, 245.</p> |  <p>FORD MASSEY-FERGUSON</p> |
| DA5010-210 | P5 | <p>Barre ajustable construction robuste. Ajustement de 27" à 37" centre en centre des trous de 7/8".</p> <p><i>Heavy-Duty adjustable bar. Adjustment from 27" to 37" center holes 7/8".</i></p> <p>FORD: 8N, NAA, 600, 700, Dexta, 2000, 2600, 3000, 3600, 4000, 4100, 4600.</p> <p>FERGUSON: TEA-20, TO-20, 30, 35, MF35, 135, 50, 150, 65, 165, 235, 245, 255, 265, 275.</p> <p>PIÈCES DE REMPLACEMENT REPLACEMENT PARTS</p> |  <p>GAUCHE CENTRE DROIT L.H EYEBOLT R.H. EYEBOLT</p> |
| DA5010-220 DA5010-222 | P1476 P1477 | <p>Bout fileté à gauche (L.H. EYEBOLT) Bout fileté à droite (R.H. EYEBOLT)</p> | |
| DA5010-251 | P8 | <p>Chaine ajustable assemblée, robuste. Trou percé pour goupille (pin) 7/8", le "clevis" pour fixer à la "bracket" a une goupille (pin) de 3/4" .</p> <p>Pour tracteur FORD, MASSEY-FERGUSON et autres.</p> <p><i>Adjustable chain, Heavy Duty, Hole for pin 7/8", clevis for bracket use 3/4" pin.</i></p> <p><i>For Tractor FORD , MASSEY-FERGUSON and other</i></p> |  <p>P8</p> |
| DA5010-260 | P829C | <p>Chaine ajustable assemblée (FORD 4000, 5000) Fini or plaqué.</p> <p><i>Adjustable chain assembly, use for FORD 4000 5000 series. Gold electroplated finish</i></p> |  <p>21-7/8" - 26-1/4"</p> |




“ STUD PINS ” POUR STABILISATEURS FORD & MASSEY-FERGUSON



| ILLUSTRATIONS | NUMÉROS NUMBERS | REPLACE REPLACE | DESCRIPTION |
|---------------|-----------------|---|---|
| | DA5010-300 | P781C FORD 230044 FERGUSON 181777M1 | “Stud-Pin” pour utiliser avec barre rigide de 3/8” d’épaisseur. <i>Stud pin to be used with 3/8” rigid bar.</i> Complète avec écrou & rondelle à ressort <i>Complete w/nut & lockwashere.</i> |
| | DA5010-302 | S169 | “Stud Pin” pour utiliser avec barre ajustable ayant le bout de 7/16” d’épaisseur. <i>Stud pin to be used with 7/16” adjustable bar.</i> Complète avec écrou & rondelle à ressort. <i>Complete w/nut & lockwasher.</i> |
| | DA5010-306 | P452 FERGUSON 186617M1 | “Stud Pin” qui s’ajuste sur les “lift-arms” des tracteurs MF65 jusqu’à la série 539232. S’ajuste sans bagues. Complète avec écrou & rondelle à ressort. <i>Stud pin for MF65 lift arms up to serial 539232.</i> <i>Complete w/nut & lockwasher.</i> |
| | DA5010-310 | S1719 FERGUSON 186802M1 186809M1 | “Stud Pin” qui s’ajuste sur les “lift-arms” des MF65 & 165. Modèle avec bague & écrou. <i>Stud pin for lift arms on MF65 & 165.</i> <i>Complete w/nut & bushing.</i> |
| | DA5010-312 | S1717 FERGUSON 491050M1 | Bague seulement pour goupille ci-dessus 3/4” I,D, X 7/8” O.D. <i>Bushing only for DA5010-310</i> |
| | DA5010-316 | S170 | “Stud Pin” pour barre de stabilisateur percé pour goupille 3/4”. (“A” 3/4”) (“B” 3/8”) (“C” 1-3/8”) (“D” 1-1/8”) Complète avec écrou & rondelle à ressort <i>Stud pin for stabilizer bar with 3/4” hole.</i> <i>Complete w/nut & lockwasher.</i> |
| | DA5010-320 | S356 | <h3 style="text-align: center;">POUR DAVID BROWN</h3> “Stud Pin” pour 850, 880, 950. (“A” 3/4”) (“B” 1- 3/16”) (“C” 1-1/2”) Filets 3/4” UNC sans écrou. <i>Stud pin fit DB850, 880, 950.</i> |
| | DA5010-332 | S460 | |

| NUMÉROS NUMBERS | REPLACE REPLACE | DESCRIPTION | ILLUSTRATIONS |
|--------------------|--------------------|---|---------------|
| DA5020-10 | SD911 | <p>“ SWINGING DRAWBARS ” Pour tracteurs FORD</p> <p>“Drawbar” complète tel qu’illustrée. <i>Drawbar complete as illustrated.</i> FORD: 8N, NAA, 600, Dexta.</p> | |
| DA5020-10 | SD911 | <p>“ SWINGING DRAWBARS ” Pour tracteurs Massey-Ferguson</p> <p>“Drawbar” complète, tel qu’illustrée. <i>Drawbar complete as illustrated.</i> FERGUSON: TEA-20, TO-20, 30, 35, MF35, 135, 50, 150.</p> | |
| DA5020-20 | SD921 | <p>“ DRAWBAR ”</p> <p>“Drawbar” seulement. <i>Drawbar only.</i> Pour DA5020-10 (SD911) ou DA5020-12 (SD912) FORD & FERGUSON</p> | |
| DA5020-30 | SD932 | <p>Supports pour tracteurs Ford</p> <p>Support seulement. <i>Support only.</i> FORD: 8N, NAA, 600, Dexta.</p> | |
| DA5020-30 | SD932 | <p>Supports pour tracteurs Massey-Ferguson</p> <p>Support seulement. <i>Support only.</i> FERGUSON: TEA-20, TO-20, 30, 35, MF35, 135, 50, 150.</p> | |
| DA5020-40 | SD931 | <p>“ BRACKET ”</p> <p>“ Bracket ” assemblée avec goupille (pin). Pour DA5020-10 (SD911) ou DA5020-12 (SD912) FORD et FERGUSON. <i>Bracket assy with pin.</i></p> | |
| DA5020-45 | P742 | <p><i>Clevis pin assy. (7/8" x 3-1/2" O. Length)</i></p> | |

Goupilles d'attache forgées / Drop forged hitch pins



| NUMÉROS NUMBERS | REPLACE REPLACE | DESCRIPTION | | |
|--------------------|--------------------|----------------|--------|--------------------------------------|
| | | | Dia. | Longueur utilisable Usable length |
| DA5050-11 | 01445 | Goupille (pin) | 5/8" | 6" |
| DA5050-13 | 01430 | Goupille (pin) | 3/4" | 4" |
| DA5050-15 | 01450 | Goupille (pin) | 3/4" | 6-1/4" |
| DA5050-17 | 01435 | Goupille (pin) | 7/8" | 4-1/4" |
| DA5050-19 | 01455 | Goupille (pin) | 7/8" | 6-1/2" |
| DA5050-21 | 01440 | Goupille (pin) | 1" | 4-3/4" |
| DA5050-23 | 01460 | Goupille (pin) | 1" | 6-3/4" |
| DA5050-25 | 01465 | Goupille (pin) | 1-1/8" | 7" |
| DA5050-27 | 01470 | Goupille (pin) | 1-1/4" | 7" |

- Similar to the "Orange" pin
- Forged from high tensile steel and hardened & tempered
- Includes clip
- One place, drop forged pin is painted and baked bright red
- Zinc plated, spring wire handle

Goupille de tire / Towing pins

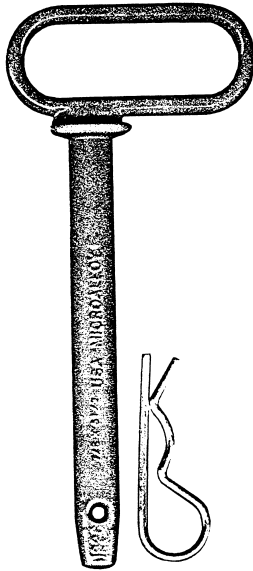


| NUMÉROS NUMBERS | REPLACE REPLACE | DESCRIPTION | | |
|--------------------|--------------------|----------------|--------|--------------------------------------|
| | | | Dia. | Longueur utilisable Usable length |
| DA5050-37 | 22133 | Goupille (pin) | 1/2" | 4-1/4" |
| DA5050-39 | 14883 | Goupille (pin) | 5/8" | 6-1/4" |
| DA5050-40 | 15213 | Goupille (pin) | 3/4" | 4-1/4" |
| DA5050-42 | 14893 | Goupille (pin) | 3/4" | 6-1/4" |
| DA5050-43 | 18203 | Goupille (pin) | 7/8" | 4-1/4" |
| DA5050-44 | 17883 | Goupille (pin) | 7/8" | 6-1/4" |
| DA5050-45 | 18213 | Goupille (pin) | 1" | 4-1/4" |
| DA5050-46 | 17893 | Goupille (pin) | 1" | 6-1/4" |
| DA5050-48 | 17903 | Goupille (pin) | 1-1/8" | 6-1/4" |

- Machined from HEAT TREATED high tensile
- Zinc plated pin
- Spring wire handle
- Includes linch pin & chain
- Dia of the collar is double of e pin dia.

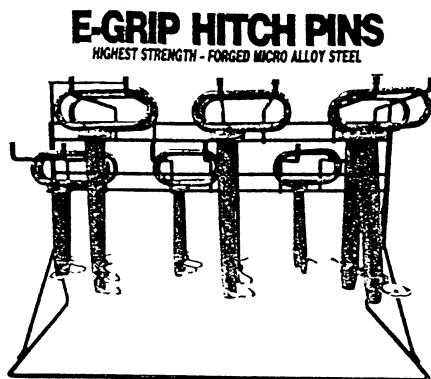
| NUMÉROS NUMBERS | REPLACE REPLACE | DESCRIPTION | ILLUSTRATION | | | | | | |
|--|--------------------|---|---|----------|---------------------|--|-----------------|----------------------|--|
| HITCH-PINS | | | | | | | | | |
| “ HIGH TENSILE FORGED STEEL ” (BIG ORANGE) | | | | | | | | | |
| | | <table style="width: 100%; border: none;"> <tr> <td style="width: 30%;"></td> <td style="text-align: center;">Diamètre</td> <td style="text-align: center;">Longueur utilisable</td> </tr> <tr> <td></td> <td style="text-align: center;"><i>Diameter</i></td> <td style="text-align: center;"><i>Usable length</i></td> </tr> </table> | | Diamètre | Longueur utilisable | | <i>Diameter</i> | <i>Usable length</i> | |
| | Diamètre | Longueur utilisable | | | | | | | |
| | <i>Diameter</i> | <i>Usable length</i> | | | | | | | |
| DA5050-06 | 1195 | Goupille (pin) 1/2" 3-1/2" | | | | | | | |
| DA5050-08 | 1200 | Goupille (pin) 5/8" 3-3/4" | | | | | | | |
| DA5050-12 | 1205 | Goupille (pin) 3/4" 4" | | | | | | | |
| DA5050-14 | 1220 | Goupille (pin) 3/4" 6-1/4" | | | | | | | |
| DA5050-18 | 1225 | Goupille (pin) 7/8" 6-1/2" | | | | | | | |
| DA5050-22 | 1230 | Goupille (pin) 1" 6-3/4" | | | | | | | |
| Même que ci-haut mais (poignée solide) Same as above but (solid handle) | | | | | | | | | |
| M1211 | | Goupille (pin) 7/8" 4-1/4" | <p><i>Big orange pin hot-forged heat-treated and bright zinc plated complete with hair pin lock</i></p> | | | | | | |
| M1216 | | Goupille (pin) 1" 4-3/4" | | | | | | | |
| M1241 | | Goupille (pin) 1-1/8" 7" | | | | | | | |
| M1251 | | Goupille (pin) 1-1/4" 7" | | | | | | | |
| M1261 | | Goupille (pin) 1-3/8" 7" | | | | | | | |
| M1271 | | Goupille (pin) 1-1/2" 8" | | | | | | | |
| “ TEE HANDLE PINS ” | | | | | | | | | |
| “HIGH TENSILE FORGED STEEL (BIG ORANGE)” | | | | | | | | | |
| DA5050-70 | 813 | Goupille (pin) 5/8" 3-1/8" | | | | | | | |
| DA5050-72 | 817 | Goupille (pin) 3/4" 3-1/4" | | | | | | | |
| DA5050-74 | 819 | Goupille (pin) 7/8" 3-3/4" | | | | | | | |
| DA5050-78 | 829 | Goupille (pin) 1" 4-1/4" | | | | | | | |

Goupille E / E Grip hitch pin



- Ergonomic design
- Forged micro alloy steel
- Highest strength
- Thru-hardened heat treatment
- Durable finish

| Numéros Numbers | UPC 043927- | Pin Dia (in/mm) | Useable Length (in) | Replaces |
|--------------------|----------------|--------------------|------------------------|---------------|
| M1196E | 46047-2 | 1/2 / 13 | 3-1/2 | M1190 - M1195 |
| M1201E | 46065-6 | 5/8 / 16 | 3-3/4 | M1200 |
| M1206E | 46148-0 | 3/4 / 20 | 4 | M1205, M1206 |
| M1219E | 46075-5 | 5/8 / 16 | 6 | M1218, M1219 |
| M1221E | 46197-4 | 3/4 / 20 | 6-1/4 | M1220, M1221 |
| M1226E | 46225-4 | 7/8 / 22 | 6-1/2 | M1225, M1226 |
| M1231E | 46274-2 | 1 / 25 | 6-3/4 | M1230, M1231 |



| | |
|----------------------------------|---|
| <p>63591 (M3010N)</p> | <p>Présentoir goupilles poignée "E". Contient 5 de chaque M1196E, M1201E, M1206E, M1221E, M1226E et 4 de M1231E.</p> <p><i>E-Grip hitch pin merchandiser.</i> Contains 5 each M1196E, M1201E, M1206E, M1221E, M1226E and 4 of M1231E.</p> |
|----------------------------------|---|



- Designed for today's heavy equipment. These pins are made of high tensile steel and heat treated.
- Welded, red plastisol coated head and handle.
- The **"original"** red plastisol, heat treated, hitchpin.
- Includes clip. Made in U.S.A.

GOUPILLE PLASTISOL

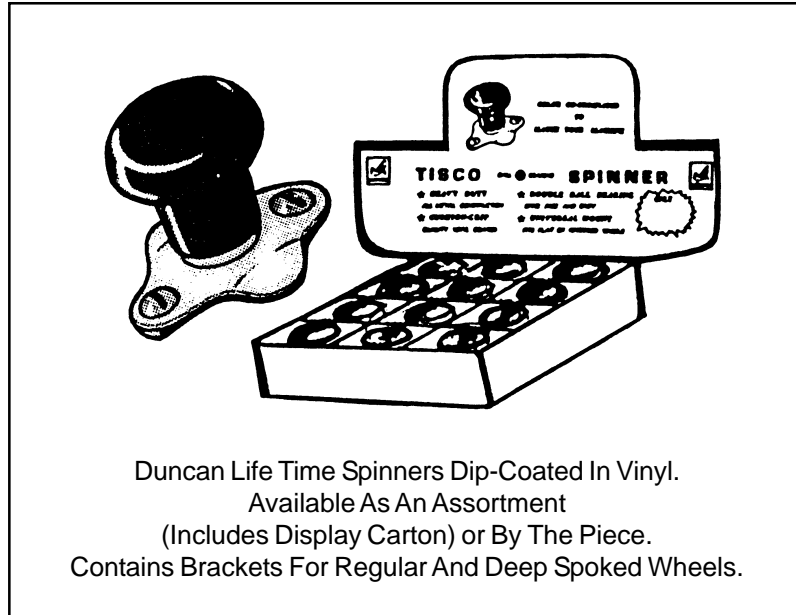
| Numéros Numbers | Dia | Longueur utilisable usable length | Std Pkg | Wt Pkg |
|--------------------|------|---|------------|-----------|
| H34-4 | 3/4" | 4" | 12 | 13 |
| H34 | 3/4" | 6-1/2" | 12 | 19 |
| H78 | 7/8" | 6-1/2" | 12 | 23 |

| ILLUSTRATION | NUMÉROS NUMBERS | REPLACE REPLACE | DESCRIPTION |
|---------------------------|---|---|---|
| <p>BIG ORANGE®</p> | <p>DA5050-210</p> <p>DA5050-220</p> <p>DA5050-224</p> | <p>8178</p> <p>8190</p> <p>8195</p> | <p>"STRAIGHT CLEVISES" Dimensions "W": 1-1/4", "A": 2-3/4", "L": 3-7/8" "D": 7/8", "P": 3/4" goupille (pin) no. 817.</p> <p>Dimensions "W": 1-3/8", "A": 3-1/8", "L": 4-5/8" "D": 15/16", "P": 7/8" goupille (pin) no. 819.</p> <p>Dimensions "W": 1-5/8", "A": 3-1/4", "L": 5-5/16" "D": 1", AAP.</p> |
| <p>BIG ORANGE®</p> | <p>DA5020-230</p> <p>DA5050-230</p> <p>DA5020-234</p> <p>DA5020-238</p> | <p>8078</p> <p>8278</p> <p>8290</p> <p>8295</p> | <p>"TWIST CLEVISES" Dimensions "W": 1-1/4", "B": 1-5/8", "L": 3" "D": 7/8", "P": 3/4" goupille (pin) no. 817.</p> <p>Dimensions "W": 1-1/4", "B": 2-1/2", "L": 3-7/8" "D": 7/8", "P": 3/4" goupille (pin) no. 817.</p> <p>Dimensions "W": 1-3/8", "B": 2-3/4", "L": 4-1/4" "D": 15/16", "P": 7/8" goupille (pin) no. 819.</p> <p>Dimensions "W": 1-3/8", "B": 3", "L": 5" "D": 1", "P": 1" goupille (pin) no. 829.</p> |
| | <p>DA5020-250</p> <p>DA5020-252</p> <p>DA5020-254</p> | <p></p> <p></p> <p></p> | <p>GOUPILLE DE SURETÉ / SNAPPER PIN (PLATED) Goupille 1/4" dia (A=2-1/2") (B= 1-1/2") Pin dia 1/4" (A= 2-1/2") (B= 1-1/2")</p> <p>Goupille 5/16" dia (A=2-1/4") (B= 1-5/8") Pin dia 5/16" (A= 2-1/4") (B= 1-5/8")</p> <p>Goupille 3/8" (A= 2-1/4") Pin dia 3/8" (A= 2-1/4")</p> |
| | <p>DA5020-240</p> <p>DA5020-242</p> <p>DA5020-244</p> | <p>S266</p> <p>S273</p> <p></p> | <p>"P.T.O. LOCK PINS" Goupille (pin) 5/16" dia x 2-5/8" Assemblée avec anneau de blocage</p> <p>Goupille (pin) 3/8" dia x 2-3/4" Assemblée avec anneau de blocage</p> <p>Goupille (pin) 1/4" dia x 2-1/4" Assemblée avec anneau de blocage</p> |

POIGNÉE DE VOLANT / STEERING WHEELS

POIGNÉE MONTÉE SUR COUSSINET À BILLES
RECOUVERTE DE VINYL (COLORÉ)

VINYL COATED WHEEL SPINNERS








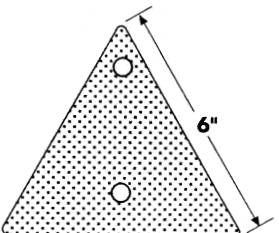
INCLUS AVEC CHAQUE POIGNÉE: Une attache régulière et une profonde.

| NUMÉROS NUMBERS | DESCRIPTION |
|---|--|
| WSV125A WSV120B WSV121G WSV122R WSV123Y WSV124B WSV125OR | Assortiment de 12 poignées dans une boîte: 2 bleue, 2 verte, 3 rouge, 2 jaune & 3 noire. <i>Assortment of 12 in a box: 2 blue, 2 green, 3 red, 2 yellow & 3 black.</i> Poignée individuelle Bleu Ford / <i>Ford blue spinner</i> Poignée individuelle Vert J.D. / <i>J.D. green spinner</i> Poignée individuelle Rouge I.H. / <i>I.H. red spinner</i> Poignée individuelle Jaune / <i>Yellow spinner</i> Poignée individuelle Noir / <i>Black spinner</i> Poignée individuelle Orange / <i>Orange spinner</i> |

| NUMÉROS NUMBERS | REPLACE REPLACE | DESCRIPTION | ILLUSTRATIONS |
|--|---|---|---------------|
| DA5070-30 DA5070-32 DA5070-34 | S626 S644 WS11 | Poignée en plastique avec attaches (15°) <i>Plastic wheel (15°)</i> Poignée en plastique avec attaches (30°) <i>Plastic wheel (30°)</i> Poignée en aluminium sur roulement à billes complètes avec attaches <i>Ball bearing aluminium wheels</i> | |
| DA5070-40 | S628 | PRÉSENTOIR Boîte présentoir comprenant 10 no. S626 <i>Assortment of 10 S626</i> | |

INDICATEUR DE VÉHICULES À VITESSE LENTE / *SLOW MOVING VEHICLE EMBLEMS* (Utiliser seulement sur les véhicules circulant à moins de 25 M.A.H. (40 km))

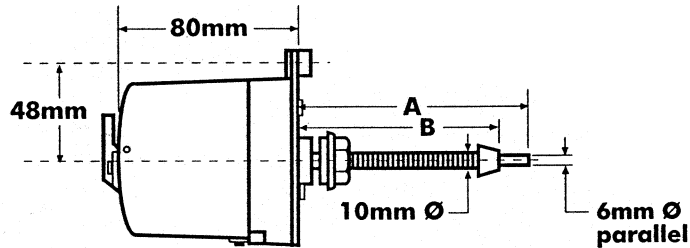

SMV-10

**SMV-10F
(Film only)**

**DA5060-30
(Plastic)**

| NUMÉROS NUMBERS | REPLACE REPLACE | DESCRIPTION | ILLUSTRATION |
|--------------------|--------------------|--|--|
| DA5060-10 | SMV10 | Triangle de signalisation en métal galvanisé percé pour pose directe ou pour être fixé sur les accessoires SMV50. <i>Slow moving vehicle emblem (galvanized metal).</i> | <p style="text-align: center;">Support de montage <i>Mounting socket with hardware</i></p>  <p style="text-align: center;">Plaque de montage <i>Spade mounting assy</i></p>  <p style="text-align: center;">Triangle réfléchissant <i>Reflective triangle</i></p>  |
| DA5060-12 | SMV10F | «Décal» triangle de signalisation en papier pour être collé en permanence. <i>Decal only to fix on DA5060-10.</i> | |
| DA5060-16 | SMV25 | Support de montage. <i>Mounting socket with hardware.</i> | |
| DA5060-18 | SMV50 | Plaque de montage. <i>Spade mounting assy.</i> | |
| DA5060-30 | | Triangle de signalisation (panneau plastique). <i>SMV mounted sign (plastic back).</i> | |
| S3869 | | Lentille réflecteur triangulaire (rouge). <i>Reflective triangle (red).</i> | |

MOTEUR POUR ESSUIE-GLACE / WIPER MOTORS

Standard Range

MOTEUR / MOTORS 12V 4Watt-110°



DA5080-10

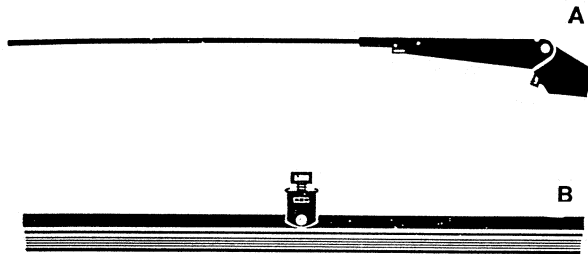
DA5080-12

| A | | B | |
|--------|-----|---------|----|
| ins | mm | ins | mm |
| 3.5/32 | 80 | 2.3/4 | 70 |
| 4.1/8 | 105 | 3.35/64 | 90 |

12V 4 Watt 110°

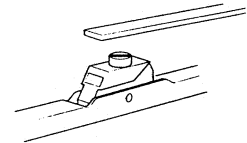
| A | | B | |
|--------|----|-------|----|
| ins | mm | ins | mm |
| 3.5/32 | 80 | 2.3/4 | 70 |

12V 4 Watt 85°



Arm length
12" 300mm
16" 400mm
20" 500mm

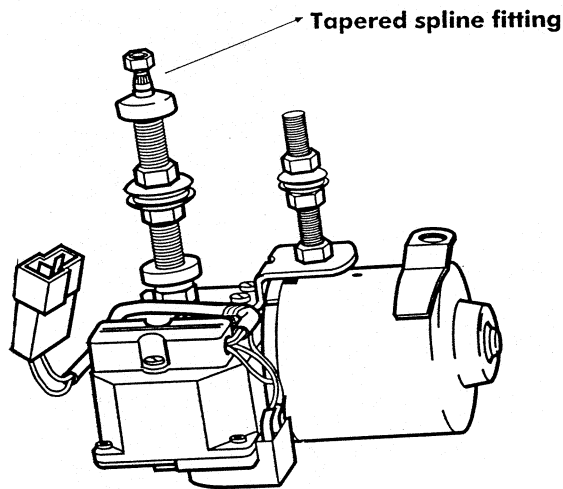
Blade length
12" 300mm
16" 400mm
20" 500mm



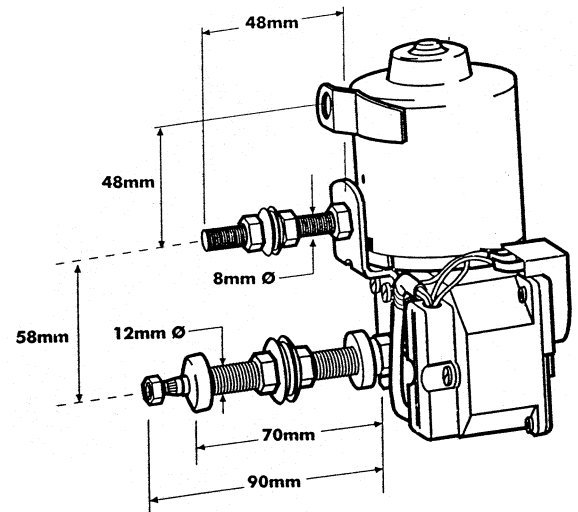
STRAIGHT FITTING

Quality Range

MOTEUR / MOTORS 12V 8Watt-110°

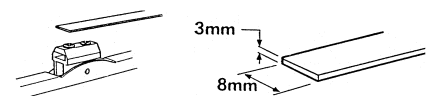



DA5080-06



Arm length
(Adjustable)
350 - 435mm
430 - 515mm

Blade length
16" 400mm
20" 500mm
24" 600mm



FITTING

VOIR PAGE 16
SEE PAGE 16

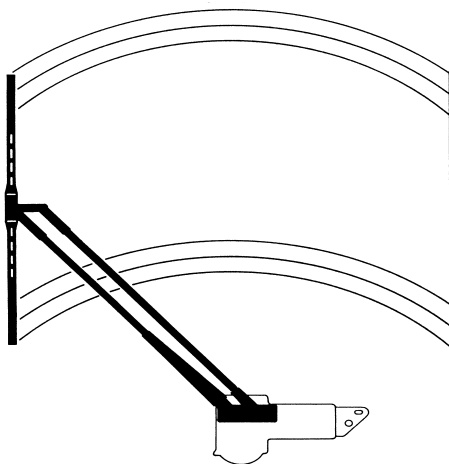
MOTEURS D'ESSUIE-GLACE, LAMES ET BRAS

WIPER MOTORS, BLADES AND ARMS

(VOIR DÉTAILS PAGE 97) (SEE DETAILS PAGE 97)

| NUMÉROS NUMBERS | DESCRIPTION | |
|--------------------|---|--|
| DA5080-10 | Moteur 12V, 4 Watt, arbre court 3-5/32" (80mm) | <i>Motor 12V, 4 Watt, short shaft 3-5/32" (80mm)</i> |
| DA5080-12 | Moteur 12V, 4 Watt, arbre long 4-1/8" (105mm) | <i>Motor 12V, 4 Watt, long shaft 4-1/8" (105mm)</i> |
| DA5080-06 | Moteur 12V, 8 Watt, (usage intensif) arbre 3-9/16" (90mm) <i>Motor 12V, 8 Watt (heavy duty) shaft 3-9/16" (90mm)</i> | |
| DA5080-26 | (A) Bras d'essuie-glace, droit 12" (300mm) | <i>Wiper arm, straight type 12" (300mm)</i> |
| DA5080-20 | (A) Bras d'essuie-glace, droit 16" (400mm) | <i>Wiper arm, straight type 16" (400mm)</i> |
| DA5080-28 | (B) Lame d'essuie-glace, 12" (300mm) | <i>Wiper blade 12" (300mm)</i> |
| DA5080-22 | (B) Lame d'essuie-glace, 16" (400mm) | <i>Wiper blade 16" (400mm)</i> |
| DA5080-36 | (C) Bras ajustable d'essuie-glace (350-435mm) | <i>Wiper arm, adjustable (350-435mm)</i> |
| DA5080-37 | (C) Bras ajustable d'essuie-glace (430-515mm) | <i>Wiper arm, adjustable (430-515mm)</i> |
| DA5080-38 | (D) Lame d'essuie-glace 16" (400mm) | <i>Wiper blade 16" (400mm)</i> |
| DA5080-39 | (D) Lame d'essuie-glace 20" (500mm) | <i>Wiper blade 20" (500mm)</i> |
| DA5080-40 | (D) Lame d'essuie-glace 24" (600mm) | <i>Wiper blade 24" (600mm)</i> |

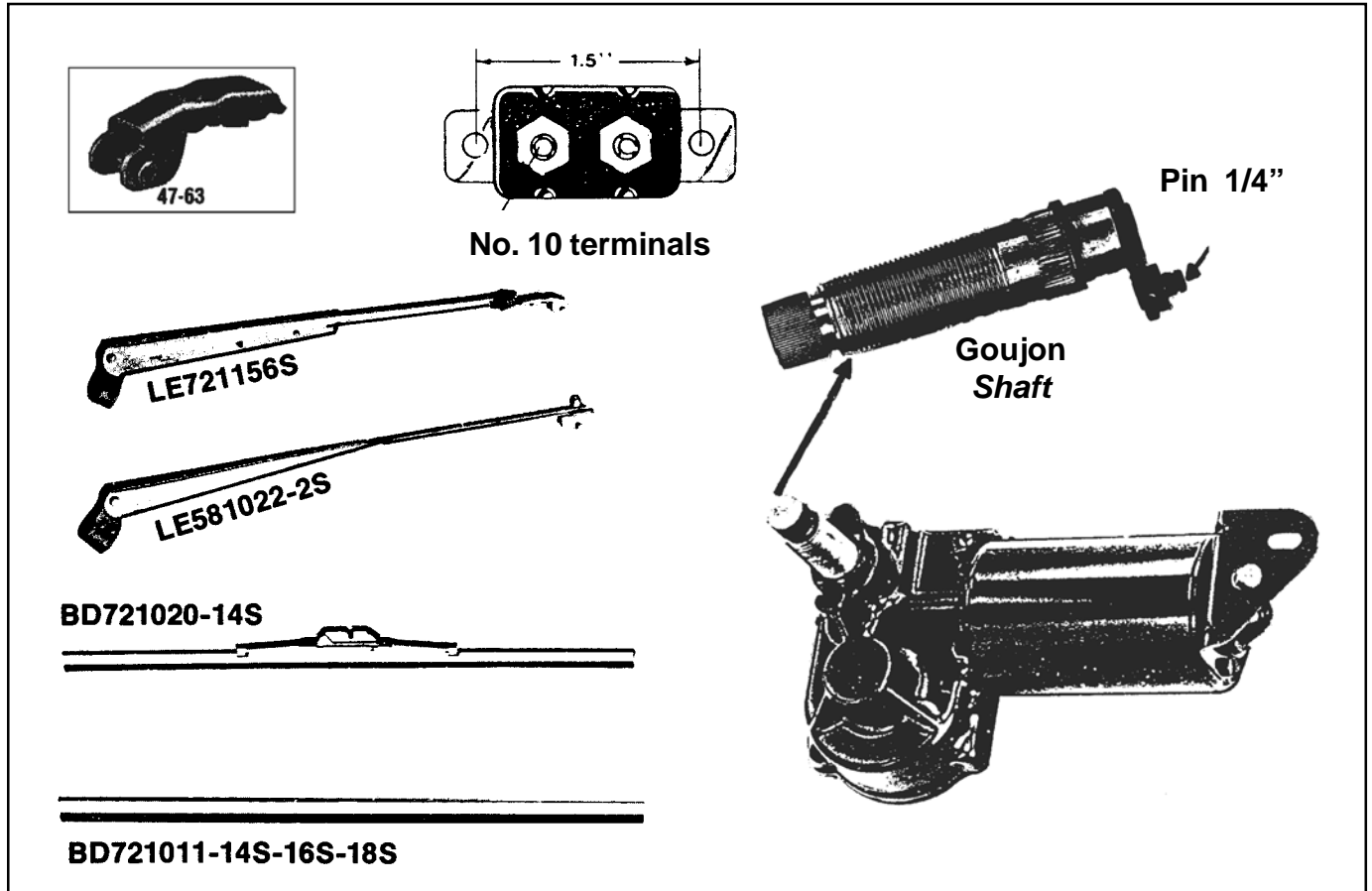
BRAS & LAME D'ESSUIE-GLACE PANTOGRAPH



**WIPER ARMS / BLADES
PANTOGRAPH**

| Numéros Numbers | Description |
|--------------------|--|
| BD52168-12 | Lame d'essuie glace pantographe 12" <i>Pantograph wiper blade 12"</i> |
| BD52169-14 | Lame d'essuie glace pantographe 14" <i>Pantograph wiper blade 14"</i> |
| BD52170-16 | Lame d'essuie glace pantographe 16" <i>Pantograph wiper blade 16"</i> |
| LE52189 | Bras d'essuie glace pantographe 14" <i>Pantograph wiper arm 14"</i> |
| LE52190 | Bras d'essuie glace pantographe 16" <i>Pantograph wiper arm 16"</i> |

MOTEUR POUR ESSUIE-GLACE / WIPER MOTORS




| NUMÉROS NUMBERS | DESCRIPTION |
|--------------------|--|
| WWF 12C18710S | Moteur 3-pin 2 vitesses goujon 1" |
| WWF 12C19710S | Moteur - goujon 1" |
| WWF 12C19720S | Moteur - goujon 2" |
| WWF 12C19730S | Moteur - goujon 3" |
| WWF 12C1710S | Moteur - goujon 1" (sans interrupteur) |
| LE 721156S | Bras ajustable 10"-14" (sans le 4763) |
| LE 581022-2S | Bras ajustable 14"-19" (sans le 4763) |
| BD 721020-14S | Lame 14" (721156S) |
| BD 721011-14S | Lame robuste 14" |
| BD 721011-16S | Lame robuste 16" |
| BD 721011-18S | Lame robuste 18" |
| BD 721011-20S | Lame robuste 20" |
| 400301 | Goujon 1" (goupille 1/4) |
| 400302 | Goujon 2" (goupille 1/4) |
| 400303 | Goujon 3" (goupille 1/4) |
| 30055-6 | Interrupteur |
| 4763 | Adapteur (bout étroit) pour LE 721156S |
| LE 581021-20S | Bras d'essuie-glace 20" |

WWF

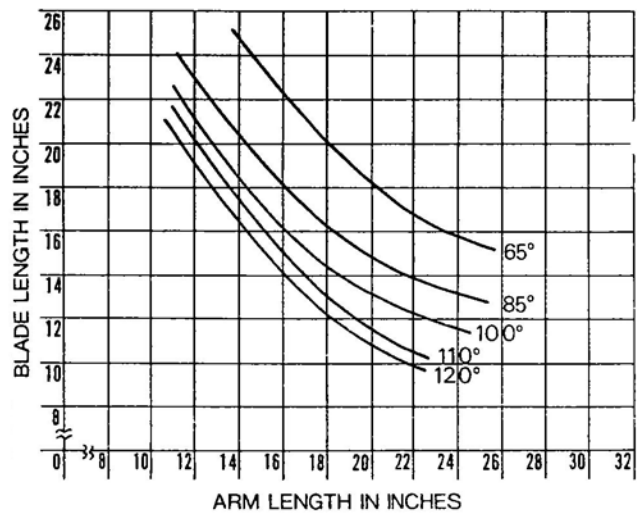
The **WWF** wiper system provides a totally self-contained oscillating shaft requiring on external linkage. The universal popularity of the **WWF** is enhanced by the fact that it gives the automotive user marine quality at no extra cost and is consequently ideal for any type of service. Parts exposed to weather are corrosion resistant. An "O" ring between the oscillating shaft and its bearing stud prevents water from entering. A worm gear on the armature shaft turns a large molded drive gear, assuring quiet operation.

Arm & Blade capabilities

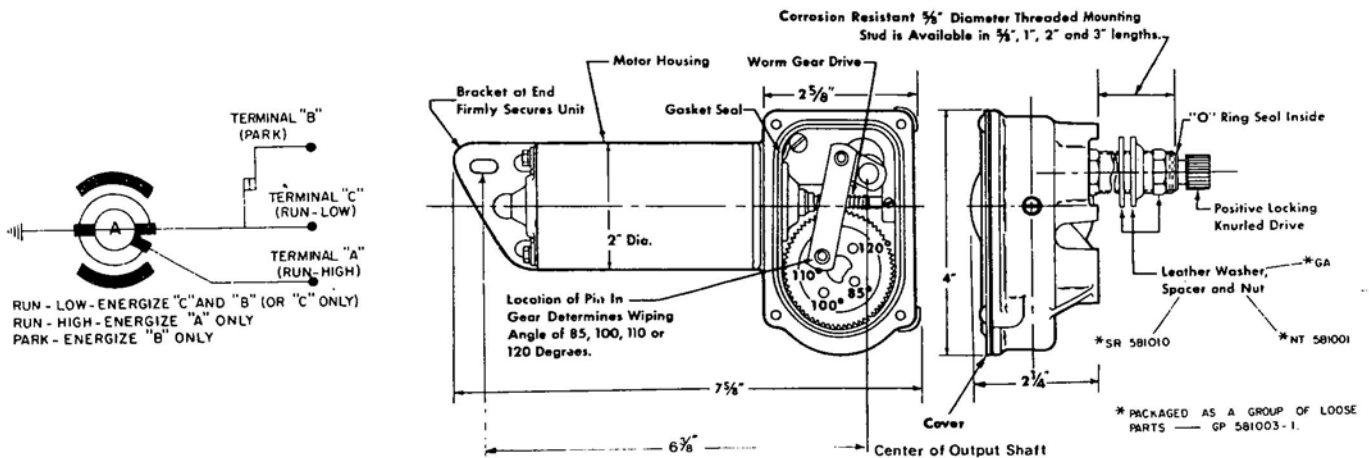


WWF SINGLE

at 65°, 85°, 100°, 110° & 120°



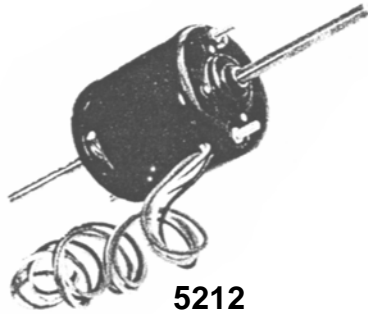
Based on 1.5 ounces per inch of blade on a clean, wet windshield. Actual field conditions may vary. Combinations of arm and blade below the curve are acceptable.





SERVICE PARTS POLICY

Gear, output shaft, and mounting hardware are the only parts offered for service.

MOTEURS DE VENTILATEURS
FAN MOTORS

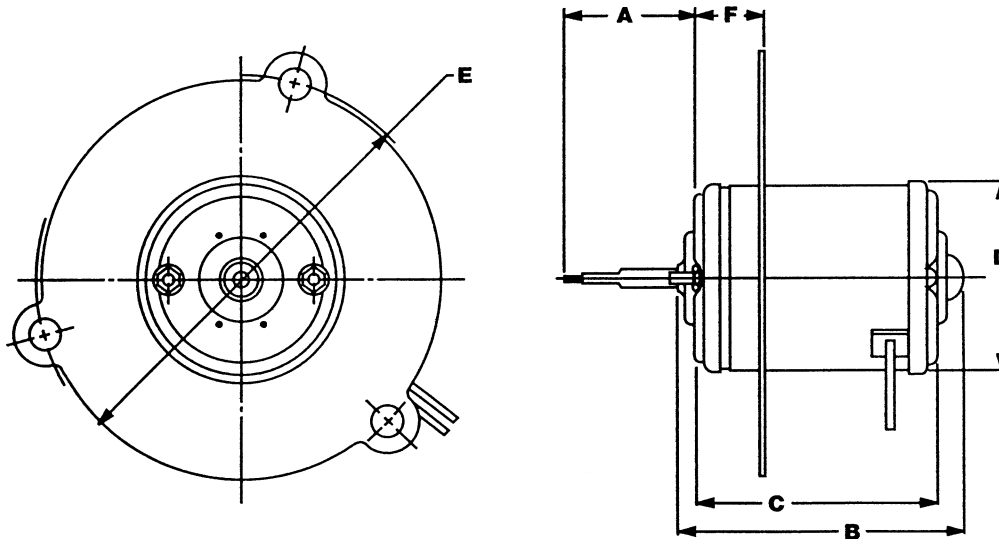


5212



10312

Numerical listing dimension chart



- Note dimension in inches
 A = Shaft extension from face
 B = Overall motor length
 C = Case mounting face to mounting face
 D = Outside motor diameter
 E = Mounting hole center to center
 F = Case mounting face to mounting flange
 G = Case bolts center to center

Dimension chart blower motors / rad fan motors

| Signal Part # | Volts | Shaft Diam | Rotation | A | B | C | D | E | F | G | Motor Type |
|---------------|-------|------------|----------|--------|--------|-------|---|---|---|--------|---------------------|
| 5212 | 12 | 5/16 | c.w.l.e. | 3-5/16 | 4-9/16 | 3-3/8 | 3 | | | 2-5/16 | Dbl shaft 3 spd (v) |
| 10312 | 12 | 3/8 | c.w.l.e. | 4-5/8 | 5-5/8 | 4-1/4 | 3 | | | 2-5/16 | Dbl shaft |

| NUMÉROS NUMBERS | DESCRIPTION |
|--------------------|--|
| SIG5212 | Moteur de ventilateur (arbre 5/16") 12V 3-vitesses. (2500 à 2800 R.P.M.) H.D. Fan motor 5/16" double shaft 12V 3-speed. |
| SIG5612 | Moteur de ventilateur (arbre 3/8") 12V 3-vitesses. (2900 à 3200 R.P.M.) H.D. Fan motor 3/8" double shaft 12V 3-speed. |

Heavy Duty Vehicles Farm and Off-Road

| Year | Model | Part # | Year | Model | Part # |
|---|---|------------------------------|--|-------|--------|
| ALLIS-CHALMERS | | | DEUTZ | | |
| <i>Combines with kysor system</i> | | | All: - 5/16" double shaft 3012 | | |
| 88-78 | Condenser | 10212 | - 3/8" double shaft 10312 | | |
| | Evaporator | 7212 | - 5/16" shaft (3/8" shaft adaptor) w/l-brackets 10312 | | |
| ALL WITH CONDENSER O.E. # | | | - condenser motor: 10212 | | |
| | 1175326 | 21712 | - kysor unit 10212 | | |
| | 1175327 | 612HD | - exc kysor unit 712HD | | |
| | 1183560 | 10212 | | | |
| | 1192657 | 612HD | | | |
| 7010, 7020, 7030, 7040, 7050, 7060, 7080, 7580 & 8550 TRACTORS | | | FORD TRACTOR | | |
| 79-74 | Evaporator & pressurizer - 5/16" shaft (3/8" shaft adaptor) w/l-brackets (3 speed) | 10312 10312 | FW20, FW30, FW40 & FW60 TRACTORS | | |
| | | | 82-77 Factory A/C PM3610 | | |
| | | | 8600, 8700, 9600 & 9700 TRACTORS | | |
| | | | 79-73 Factory A/C 10312 | | |
| | | | - 5/16" double shaft (3/8" shaft adaptors) w/l- brackets 10312 | | |
| J.I.CASE | | | FOX RIVER MFG. | | |
| | All: 5/16" double shaft 12v, 3 speed | 5212 | Evaporator & heater (3 speed) | | |
| | All: 3/8" double shaft 12v, 3 speed | 10312 | - 12 volt 10312 | | |
| | All: 3/8" double shaft 24v, 3 speed | 5624 | - 5/16" shaft (3/8" shaft adaptor) w/l - brackets 10312 | | |
| Tractors w/kysor KH900 | | | - 24 volts 5624 | | |
| 88-75 | Round heater (12v) | 25912 | - single shaft 5/16", single speed 2512 | | |
| | Round heater (24v) | 26012 | | | |
| 770, 870, 970, 1070, 1175, 1270 & 1370 Agriking Tractors | | | HESSTON | | |
| 78-70 | All | 6712 | Evaporator & heater (3 speed) | | |
| 2470 & 2670 Traction king tractors | | | - 5/16" double shaft 5212 | | |
| 78-71 | All: - 2470 | 6712 | - 3/8" double shaft 10312 | | |
| | - 2670 (to cab # 7864002) | 6712 | - 5/16" double shaft (3/8" shaft adaptor) w/l - brackets 10312 | | |
| | Universal motor for tractors | 22912 | | | |
| CATERPILLAR | | | | | |
| | All (24 volt): - condenser | 11124 | | | |
| | - evaporator | 5624 | | | |
| | - heater | 624HD | | | |
| EUCLID HAULER | | | | | |
| 88-78 | w/kysor kombo system 24v | 4324 | | | |

Heavy Duty Vehicles Farm and Off-Road

| Year | Model | Part # |
|------|-------|--------|
|------|-------|--------|

INTERNATIONAL HARVESTER

AIR CONDITIONER, HEATER & PRESSURIZER

| | | |
|-------|---|-------|
| 84-72 | Tractors—786, 886, 986, 1086, 1486, 1586, 3388, 3588—3788 (3 speed) | 10312 |
| | –5/16" doubleshaft (3/8" shaft adaptor) w/L-brackets | 10312 |
| | –1566, 1568, 4166 & 4186 | 10312 |
| | –5/16" shaft (3/8" shaft adaptor) w/L-brackets | 10312 |
| | –4366, 4386, 4568, 4586 & 4786 | 10312 |
| | –5/16" shaft (3/8" shaft adaptor) w/L-brackets | 10312 |
| 84-69 | Combines: | |
| | –715 (after ser. no. 23001) | 10312 |
| | –5/16" shaft (3/8" shaft adaptor) w/L-brackets | 10312 |
| | –815 & 915 | 10312 |
| | –5/16" shaft (3/8" shaft adaptor) w/L-brackets | 10312 |
| | –1440, 1460 & 1480 | 10312 |
| | –5/16" shaft (3/8" shaft adaptor) w/L-brackets | 10312 |
| | S Series-Right Hand Drive Heater Motor | 4812 |

CONDENSER

| | | |
|-------|---|-------|
| 78-72 | Tractors 4166 & 4186 (uses 2) | 712HD |
| 76-71 | Tractors 766, 966, 1066, 1466 1468, 1566 & 1568 (uses 2) | 5112 |

JOHN DEERE

AIR CONDITIONER, HEATER & PRESSURIZER

| | | |
|-------|--|-------|
| 83-72 | Tractors:–3" dia. motor | 20412 |
| 83-71 | Combines:–3 speed | 10312 |
| | –5/16" shaft (3/8" shaft adaptor) w/L-brackets | 10312 |

CONDENSER

| | | |
|-------|---------------|-------|
| 79-78 | Combines | 10712 |
| 77-72 | All:–tractors | |
| | –stud mtd. | 5112 |
| | –strap mtd. | 10212 |
| | –combines | 10712 |
| 71 | Combines | 10712 |
| 70 | Combines | 5112 |

| Year | Model | Part # |
|------|-------|--------|
|------|-------|--------|

KOMATSU

All (12 volt):

| | |
|--|-------|
| D155A-1, D355A-3 Cond. | 4412 |
| Evaporator: | 10312 |
| –5/16" double shaft | 5212 |
| –3/8" double shaft | 10312 |
| –5/16" shaft (3/8" shaft adaptor) w/L-brackets | 10312 |

LONG

| | |
|---|-------|
| Evaporator & heater (3 speed): | |
| –3/8" double shaft | 10312 |
| –5/16" double shaft | 5212 |
| –5/16" double shaft (3/8" shaft adaptor) w/L-brackets | 10312 |

MASSEY-FERGUSON

ALL CONDENSER MOTORS

| | |
|----------------------------|------|
| 3-1/4" diameter heavy duty | 8512 |
|----------------------------|------|

540 & 550 COMBINES

| | | |
|-------|------------------|------|
| 80-78 | All:–pressurizer | 4512 |
| | –condenser | 5112 |

750 & 760 COMBINES

| | | |
|-------|--|-------|
| 80-73 | All:–pressurizer | 10312 |
| | –5/16" shaft (3/8" shaft adaptor) w/L-brackets | 10312 |
| | –condenser | 5112 |

1105, 1135, 1155 & 1185 TRACTORS

| | | |
|-------|--|-------|
| 78-73 | All | 10312 |
| | –5/16" shaft (3/8" shaft adaptor) w/L-brackets | 10312 |

2675, 2705, 2745, 2775, 2805, 4800, 4840 & 4880 TRACTORS

| | | |
|-------|--|-------|
| 80-76 | All | 10312 |
| | –5/16" shaft (3/8" shaft adaptor) w/L-brackets | 10312 |

Heavy Duty

**Heavy Duty Vehicles
Farm and Off-Road**

Heavy Duty

| Year | Model | Part # |
|------|-------|--------|
|------|-------|--------|

NEW HOLLAND

| | |
|---|------|
| All condenser sealed motor with 5/16" shaft | 5112 |
| All condenser motor with 2-7/8" stud centers | 2512 |

NEW IDEA (AVCO)

| | |
|---|-------|
| All: -5/16" double shaft | |
| -one speed | 3012 |
| -three speed | 5212 |
| -3/8" double shaft (three speed) | 10312 |
| -5/16" double shaft (3/8" shaft adaptors) w/L-brackets | 10312 |

OLIVER

| | |
|---|-------|
| Three speed: | |
| -3/8" double shaft | 10312 |
| -5/16" double shaft (3/8" shaft adaptor) w/L-brackets) | 10312 |
| -5/16" double shaft | 5212 |

SPERRY-NEW HOLLAND

| | |
|--|-------|
| All: -5/16" double shaft | |
| -one speed | 3012 |
| -three speed | 5212 |
| -3/8" double shaft (three speed) | 10312 |
| -5/16" double shaft (3/8" shaft adaptor) w/L-brackets (3 speed) | 10312 |
| -condenser motor (3" dia.) | 5112 |

STEIGER

| | |
|--|-------|
| All: -5/16" double shaft motors | |
| -single speed A/C | 3012 |
| -multispeed A/C | 5212 |
| -3/8" multispeed double shaft motor | 10312 |
| -5/16" double shaft (3/8" shaft adaptor) w/L-brackets | 10312 |

| Year | Model | Part # |
|------|-------|--------|
|------|-------|--------|

VERSATILE

SWATHERS

| | |
|---------------------|-------|
| 84-79 Kysor A/C: | |
| -evaporator | 7212 |
| -condenser (uses 2) | 10212 |

TRACTORS

| | |
|---------------------|-------|
| 80-78 Kysor A/C: | |
| -evaporator | 7212 |
| -condenser (uses 2) | 10212 |

WHITE FARM

**2-85, 2-88, 2-105, 2-110, 2-135, 2-150,
2-155 & 2-180 TRACTORS**

| | |
|---|-------|
| 83-74 All | 10312 |
| -5/16" shaft (3/8" shaft adaptor) w/L-brackets | 10312 |

4-150, 4-175, 4-180 & 4-210 TRACTORS

| | |
|----------------|-------|
| 83-74 All: -CW | 612HD |
| -CCW | 4412 |

8600, 8700, 8900 & 9700 COMBINES

| | |
|---|-------|
| 83-77 All | 10312 |
| -5/16" shaft (3/8" shaft adaptor) w/L-brackets | 10312 |